



# **ICQ for SMS User Guide**

**November 2002**

No part of this guide may be used, copied, reproduced, distributed, or displayed publicly in any form or by any means, or stored in a database or retrieval system, without prior written permission of ICQ Inc. except in the case of brief quotations embodied in critical articles and reviews. Making copies of any part of the guide for any purpose other than your own private, personal, non-commercial use is a violation of the United States and international copyright laws. For more information, address ICQ Inc., 22000 AOL Way, Dulles, Virginia 20166-9323, USA.

This guide contains the general concepts and functionality of the ICQ for SMS Application. The ICQ Team is continuously adding more features and functions to the ICQ Program and network for your enjoyment. Information on the ICQ Program and network updates will appear on or through the ICQ Web site at [www.icq.com](http://www.icq.com).

This guide is without warranty of any kind, either expressed or implied, with respect to its content including but not limited to implied warranties for the value of this guide, its performance, merchantability or fitness for any particular purpose. Neither ICQ Inc., its subsidiaries, affiliates, and controlling companies ("ICQ Inc.") nor its dealers or distributors shall be liable to the user or any other person or entity with respect to any liability, loss or damage caused or alleged to have been caused directly or indirectly by this guide. ICQ Inc., accepts no responsibility for, and there is no guarantee that future ICQ versions will be provided free of charge.

This guide is served at aimed at serving users of the ICQ for SMS version. ICQ Inc., assumes no responsibility for, and there is no guarantee that this guide is free of errors, omissions, and discrepancies or contains a description of all the ICQ features of ICQ for the J2ME™ Platform, or that the description that exists is updated and correct or that the ICQ Application features will operate in the matter described in this guide or at all or that there will be no contradiction between this guide and the ICQ Help-File, the ICQ program and the ICQ Terms of Service available on or through [www.icq.com/legal](http://www.icq.com/legal).

This guide contains tools, services, products, proprietary information, and copyrighted material and trademarks of ICQ Inc. Such information is hereby supplied solely for the purpose of assisting authorized users of ICQ in its proper operation. The text and drawing herein are for the purposes of illustration and reference only. The specifications that they are based on are subject to change without notice.

Trademarks: ICQ Inc., is the sole and exclusive owner of the mark ICQ, the ICQ logo, the flower device, and other ICQ trademarks, service marks and logos, tools, services, and projects referred herein; and nothing contained herein shall be construed as a license by ICQ Inc., for the use of any of them, except as made available from the ICQ Web site and subject to the Terms of Service available on or through [www.icq.com/legal](http://www.icq.com/legal). Other company brand, product and service names are trademarks or registered trademarks or trade names of their respective holders. Use of these trademarks throughout this guide is not intended to convey endorsement of, or affiliations with, this guide.

**USE OF THE ICQ SERVICE IS SUBJECT TO THE ICQ END USER LICENSE AGREEMENT AVAILABLE WITH THIS GUIDE AND ON THE ICQ WEBSITE (<http://www.icq.com/legal>) AND ANY UPDATES THERETO. THIS GUIDE CONTAINS A COPY OF THE ICQ END USER LICENSE AGREEMENT AS WAS AVAILABLE AT THE TIME THIS GUIDE WAS PUBLISHED. IN CASE OF CONTRADICTION BETWEEN ANY PROVISION OF THE ICQ END USER LICENSE AGREEMENT CONTAINED IN THIS GUIDE AND THE ICQ END USER LICENSE AGREEMENT POSTED ON THE ICQ WEB SITE, THE LATTER SHALL PREVAIL. ALSO PLEASE NOT THAT BY USING THE ICQ SOFTWARE, NETWORK, SYSTEM, WEB SITE, SERVERS, VARIOUS DIRECTORIES, AND LISTINGS, MESSAGE BOARDS, TOOLS, INFORMATION AND DATABASES OR ANY PART THEREOF, YOU ARE ALSO SUBJECT TO THE ICQ TERMS OF SERVICE INCLUDING THE ICQ PRIVACY POLICY, ACCEPTABLE USE POLICY, USAGE NOTICES, AND ANY OTHER DOCUMENT AVAILABLE ON OR THROUGH [HTTP://WWW.ICQ.COM/LEGAL](http://www.icq.com/legal).**

---

## Table of Contents

<b>1. About ICQ, and ICQ for SMS .....</b>	<b>4</b>
<b>2. Preface .....</b>	<b>5</b>
CONVENTIONS USED IN THIS MANUAL .....	5
<b>3. Registration for ICQ.....</b>	<b>6</b>
<b>4. Getting Started.....</b>	<b>6</b>
<b>5. Provisioning Your Phone Book.....</b>	<b>7</b>
Web-Based Provisioning.....	7
Mobile Phone-Based Provisioning .....	10
Directory of ICQ Commands.....	11
<b>6. Login.....</b>	<b>12</b>
<b>7. Log Off .....</b>	<b>13</b>
<b>8. Displaying the Contact List.....</b>	<b>14</b>
<b>9. Adding a Contact .....</b>	<b>15</b>
<b>10. Deleting a Contact .....</b>	<b>16</b>
<b>11. Blocking Messages from a Contact .....</b>	<b>17</b>
<b>12. Setting an Alert for a Contact .....</b>	<b>18</b>
<b>13. Getting Contact Information .....</b>	<b>19</b>
<b>14. Sending and Receiving Instant Messages .....</b>	<b>20</b>
To compose and send a message to one of your Wireless List contacts:.....	20
To receive a message:.....	21
To reply to a message:.....	21
<b>15. ICQ Settings.....</b>	<b>23</b>
<b>16. Getting Help on a Command.....</b>	<b>24</b>
<b>ICQ<sup>®</sup> License Agreement .....</b>	<b>25</b>

## **1. About ICQ, and ICQ for SMS**

ICQ (“I Seek You”) is the world’s premier communication platform for the Internet century, bringing people together and keeping people in touch. The ICQ service introduced instant messaging on the World Wide Web, enabling personal communication on the Internet. ICQ is currently used by more than 120 million people all around the world (as of December 2001).

The basic functionality of ICQ enables Internet users to see who else is online and available and then easily contact them with instant messages, chats, SMSs, voice chats, and voice messages. File transfers, emails and exchanging URLs are also possible through ICQ. There are many more features and services in ICQ catering to the very basic needs of people to interact.

ICQ has dramatically changed time spent on the Internet from a solitary to a social activity, and has grown to become the world’s largest online community.

Versions of ICQ exist for PCs, Macs, Java, and several PDAs, including for the Palm OS and Windows CE. Interoperability among platforms enables ICQ users to stay in touch from home, work, and on the go.

ICQ Wireless services includes ICQ for WAP client, 2-Way SMS feature, ICQ for SMS, ICQ for J2ME, Web messaging center, 2-Way SMS on PALM, 2-Way SMS on pocket PC, Wireless Pager client feature, email to SMS service (icqsms.com), Wireless Channel with much more to come.

The ICQ for SMS service employs the phone book and user interface of regular SMS-capable phones. The ICQ Wireless Contact List and commands each appear as separate entries within the phone book. All actions are performed by sending SMS messages to these phone book entries.

To enable SMS phones to become active ICQ for SMS clients, you can use a Web-based process for setting up ICQ for SMS and creating instructions for programming your Phone Book

Just as easily as you use your phone book’s standard messaging and address storage functions, you can now use it to send SMS messages to other ICQ users, anywhere in the world — whether your friends are connected using a PC, a mobile phone or any other mobile devices.

## 2. Preface

This guide takes you through a simple procedure to set up your ICQ for SMS, and start sending and receiving messages. At each stage in a step, you are told what action to take, and you are shown the options and messages that appear on the phone display. This procedure divides into four principal steps:

### A. Provisioning Your Phone Book

The Wireless Contact List displays the name and status for all online and offline contacts. If you are using ICQ for SMS for the first time, ICQ allocates you a Wireless Contact List composed of (up to 30) contacts from your existing desktop Contact List.

You can edit your Wireless Contact List from the web by searching, adding or deleting users. For more details, see page 6.

### B. Login to ICQ

You will need to login to ICQ for SMS to see and manage your Wireless Contact List as well as send and receive messages. For more details, see page 12.

### C. Wireless Contact List Display and Management (from the Mobile Phone)

You can add and delete contacts from your Wireless Contact List and set alerts to see when particular contacts come online. For more details, see from page 14.

### D. Sending and Receiving ICQ for SMS Messages

You can send new messages to users on your Wireless Contact list, whether they are Online or Offline. For more details, see page 20.

## CONVENTIONS USED IN THIS MANUAL

- Options and information that appear in the phone menu are printed in a different style of lettering, for example, *Send*.
- Menu names appear in bold, for example, **Options** menu.
- The terms “click” and “select” are used interchangeably throughout the procedures to indicate both the choosing of an option, and pressing the key to activate the option.

## SCREEN ILLUSTRATIONS

The screens shown in this user guide are for illustration purposes only. The actual screens and the ICQ command numbers will vary according to the type of phone used and the carrier providing the service.

### 3. Registration for ICQ

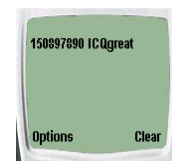
To use the ICQ for SMS service you must be registered with ICQ. Register by accessing the <http://www.icq.com/download> Internet site and download the application. The unique ICQ number you get can be used with all ICQ clients.

### 4. Getting Started

This user guide contains a full explanation of how to send and receive ICQ for SMS messages and get the full benefit from the application. However, to start the application and begin sending and receiving ICQ for SMS messages, all you need to know is:

#### HOW TO LOGIN

To login, simply initiate a new text message on your mobile phone. The message must contain your ICQ number, followed by a space and your password.



Select Send from the **Options** menu and enter the Login Command number to dial.

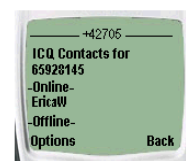


Select OK to send. In a short while the ICQ client should indicate one or more new messages received.

For first time users, ICQ for SMS automatically builds you a Wireless Contact List of up to 30 members. The contacts are taken from your desktop Contact List. After the Wireless Contact List is creating, you are sent an ICQ for SMS message telling you that ICQ (your ICQ #) logged in, and your Wireless Contact List has been created.



You should also receive ICQ for SMS messages telling you which of your Wireless Contacts are online.



**You can now start receiving and replying to your friends' ICQ for SMS messages:**

When you receive a new ICQ for SMS message, go to the Inbox to view the message. The message includes the contact's ICQ number, nickname and phone number. You can now select the Reply option to answer the friend who sent you the message.

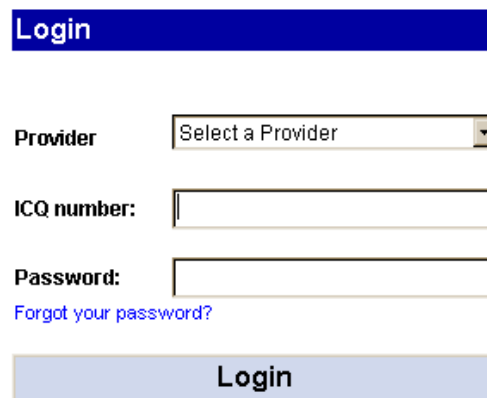
## 5. Provisioning Your Phone Book

There are two methods for inserting entries in the Phone Book:

- A 30 name Wireless Contact List can be built up and managed using the web-based Wireless Contact List Management Applet.
- The Wireless List can be built up and managed from the phone.

### Web-Based Provisioning

To build and manage your Wireless Contact List via the web, access [www.icq.com/communication/icq\\_mobile](http://www.icq.com/communication/icq_mobile) and login to the Wireless Contact List Management Applet.

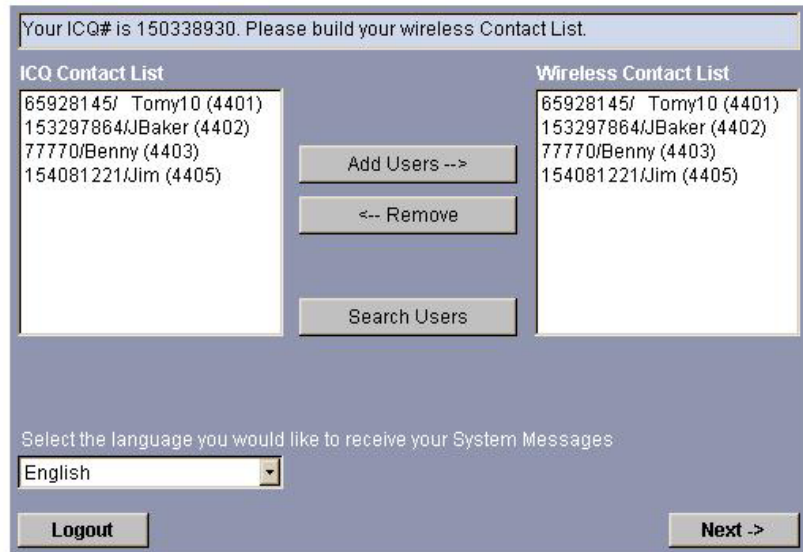


The screenshot shows a login form with a blue header bar containing the word "Login". Below the header, there are three input fields: a dropdown menu labeled "Provider" with the text "Select a Provider", a text box labeled "ICQ number:", and another text box labeled "Password:". Below the password field is a blue link that says "Forgot your password?". At the bottom of the form is a light blue button with the word "Login" in black text.

To login:

1. Select your cellular provider from the drop down list.  
Only the cellular providers (carriers) listed here have the ICQ for SMS deployment.
2. Enter your ICQ number.
3. Enter your password.

- Click Login.  
The ICQ Contact List and the Wireless Contact List displays.



Your ICQ# is 150338930. Please build your wireless Contact List.

ICQ Contact List		Wireless Contact List
65928145/ Tomy10 (4401)	<input type="button" value="Add Users --&gt;"/> <input type="button" value="&lt;-- Remove"/> <input type="button" value="Search Users"/>	65928145/ Tomy10 (4401)
153297864/JBaker (4402)		153297864/JBaker (4402)
77770/Benny (4403)		77770/Benny (4403)
154081221/Jim (4405)		154081221/Jim (4405)

Select the language you would like to receive your System Messages

English

You can create and modify the Wireless Contact List by selecting a contact name and then clicking Add User to add a user from the ICQ Contact List to the Wireless Contact List

Or,

Select the wireless contact name and click Remove, to remove a contact from the Wireless Contact List to the ICQ Contact List.

From this screen you can also select from a drop down list the language in which your system messages are sent.

**NOTE:** After adding contacts to your Wireless Contact List, you also have to add them to your cellular Phone Book before you can send messages.

- Click Next.  
Your updated Wireless Contacts List and a list of General Commands are displayed.  
The numbers vary according to the service provider selected.

**General Commands**

Name	Number
ICQ-Login	4271
ICQ-Logout	4270
ICQ-Unlisted	4278
ICQ-Add	4272
ICQ-Delete	4273
ICQ-Contacts	4275
ICQ-SetAlert	4276
ICQ-Reject	4274
ICQ-GetInfo	4277
ICQ-Settings	4279
ICQ-Mobile	4280

**Your ICQ Wireless Contacts**

Name	Number
<b>These entries should be in your phone already</b>	
I - JBaker	4402
I - Benny	4403
I - Jim	4405
<b>Remove these entries from your phone</b>	
I - Tomy10	4401

To start using ICQ for SMS you need to enter the ICQ commands and the Wireless contacts you have just selected into your phone's address book.

We recommend that you give all the ICQ commands a similar name so that you will be easily able to access them in the future, for example, ICQ Login, ICQ Logout. They will be automatically sorted into alphabetical order in the Phone Book.

6. To print the Wireless Contact and General Command Lists, click **Print** .
7. From this screen it is also possible to search your Contact Lists for a particular user  
Select **Search**  
The Search window opens

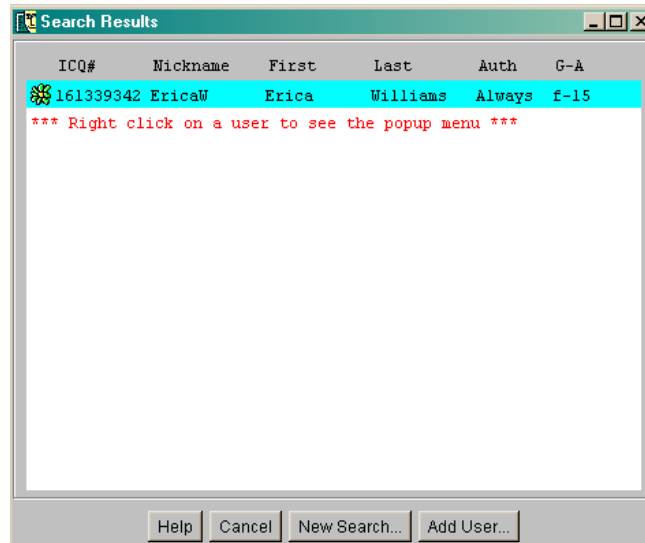


8. Select the **By ICQ# or EMail** checkbox to search by ICQ# or Email and enter the relevant information in the ICQ# or Email field,  
or,  
Select the **By details** checkbox, and select one or more details categories for the search. The more details you provide, the greater the chance that the contact you seek is speedily located.  
The following details can be entered

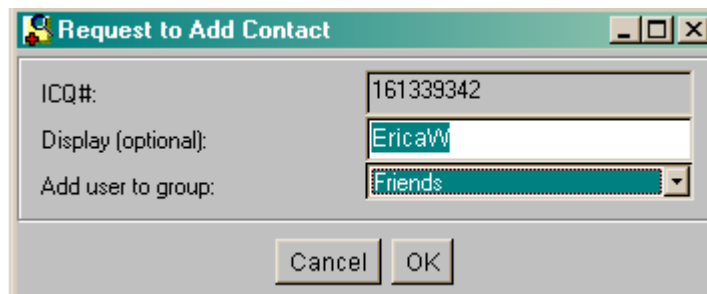
- Nickname
- First Name
- Last Name
- Age Group (select from the drop down list)
- Gender (select from the drop down list)
- Language (select from the drop down list)
- Country (select from the drop down list)
- Keywords

Select **Online Users only** to restrict the search to this group.

9. Select Go to start the search.  
The contact is successfully located



10. Select Add User to add the user to your Wireless Contact List.  
The Request to Add Contact window displays.



11. Select the desired display name and user group (from drop down list) and click OK to add the new contact to that group.  
If the contact's authorization is required before you can add him or her to your Wireless Contact List, you need to send an authorization request. When the contact accepts your authorization request, ICQ for SMS sends you a notification.
12. To logout, go back to the first screen (shown under Step 4) and click Logout.

## Mobile Phone-Based Provisioning

If you do not have access to a PC you can also build up and manage your Wireless and ICQ Contact Lists from your mobile phone. Addition and deletion of contacts takes affect on both of these lists. Transfer of contacts between the ICQ Contact List and the Wireless Contact List can only be done via the Wireless Contact List Management Applet.

Contacts are added and removed from the phone by sending the contact's ICQ number to the **ICQ-Add** and **ICQ-Delete** command Phone Book entries respectively. If you add a new contact, you are sent a message stating ICQ# (nickname) added. Enter this contact into your Phone Book with the number xxxxx. Preface their name with 'I'.

If you delete a contact you are sent a message stating ICQ# (nickname) deleted from your Wireless Contact List. Remove the entry for this contact from your Phone Book.

If you make changes to the phone book without using the ICQ commands, the changes will only apply to the phone book; ICQ will not recognize that the Wireless Contact List has altered.

## Directory of ICQ Commands

The following table lists and describes the different ICQ commands you can use in your phone book

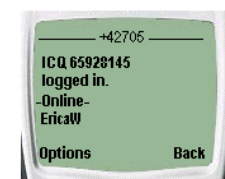
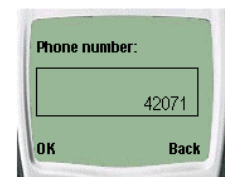
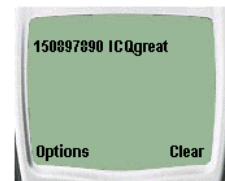
Command	Description
<b>ICQ-Login</b>	Initiates an ICQ session
<b>ICQ-Logout</b>	Terminates an ICQ session
<b>ICQ-Add</b>	Adds a contact to the user's Wireless Contact List
<b>ICQ-Contacts</b>	Displays the Wireless Contact List members and their status
<b>ICQ-Reject</b>	Temporarily blocks messages from the specified ICQ contact
<b>ICQ-GetInfo</b>	Displays information about a specific ICQ user
<b>ICQ-Nickname</b>	Sends a message to a contact listed in the Wireless Contact List.
<b>ICQ-Delete</b>	Deletes a contact from the Wireless Contact List
<b>ICQ-SetAlert</b>	Provides an alert when a specified contact logs on
<b>ICQ-Settings</b>	Displays a list of the expected settings for the user's Phone Book
<b>ICQ-Unlisted</b>	This command is used for instant messaging with a contact that is not in the Wireless Contact List

## 6. Login

Logging in to ICQ on one ICQ client automatically logs you off from any ICQ session on another ICQ client. For example, if you are using ICQ on your PC, and then login with the same ICQ number on your phone, the ICQ session on your PC will be logged off.

To login, follow these steps:

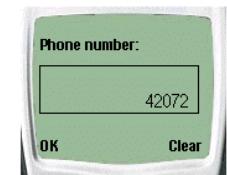
1. From the idle screen, navigate to the **Messages** menu.
2. Select **Write Message**.  
An empty message screen opens.
3. Initiate a text message on your mobile phone.  
Enter your ICQ number followed by a space, and your password.  
The text is not case-sensitive.
4. Select **Send** from the **Options** menu and enter the Login Command number to dial.  
Select **OK** to send.  
In a short while the ICQ client should indicate one or more new messages received.
5. Go to your **Inbox** and open the login confirmation message(s). This message shows which of your **Wireless List** contacts are online. First time ICQ for SMS users are automatically allocated a **Wireless Contact List** of up to 30 contacts. These contacts are taken from the first 30 contacts on your desktop ICQ Contact List.  
Depending on the number of contacts, you might receive several messages. **Wireless Contact Lists** that are continued into the next message are numbered at the top and marked **Continued** at the end. The final message concludes with an **End** marker.  
If you made an error entering your ICQ# or password, a login failure message appears in the **Inbox**. To login, send a new text message with the correct user details.



## 7. Log Off

To logoff ICQ for SMS, follow these steps:

1. From the idle screen, navigate to the **Messages** menu.
2. Select **Write Message**.  
An empty message screen opens.
3. Initiate an empty text message, or (if the phone model requires) enter a space.
4. Select **Send** from the **Options** menu to send the logout request.
5. Enter the command number for ICQ-Logout and select **OK**.  
In a short while the ICQ client should indicate receipt of a new message, confirming your log off.



## 8. Displaying the Contact List

To display your ICQ Wireless Contact Lists, follow these steps:

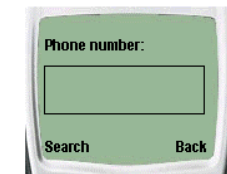
1. From the idle screen, navigate to the **Messages** menu.
2. Select **Write Message**.  
An empty message screen opens.



3. Initiate an empty text message, or (if the phone model requires) enter a space.
4. Select **Send** from the **Options** menu.  
The Phone number screen displays.

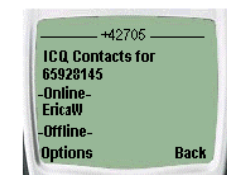


5. Select **Search**.  
The Phone Book content displays.



6. Select the **ICQ-Contacts Phone Book** command.  
The Phone number screen redisplay with the **Contacts Message Number**.
7. Select **OK** to send the message.  
In a short while the ICQ client should indicate one or more new message received.

8. Go to the **Inbox** and open the new ICQ-Contacts message(s).  
The message lists all the contacts from the Wireless Contact List.



## 9. Adding a Contact

To add a contact, follow these steps:

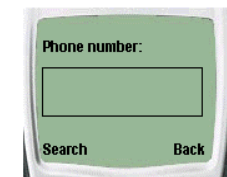
1. From the idle screen, navigate to the **Messages** menu.
2. Select **Write Message**.  
An empty message screen opens.



3. Enter the contact's ICQ number.
4. Select **Send** from the **Options** menu.  
The Phone number screen displays.

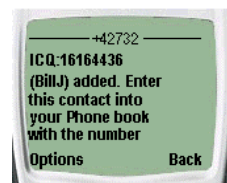


5. Select **Search**.  
The Phone Book content displays.



6. Select the **ICQ-Add Phone Book** command.  
The Phone number screen redisplay with the **Add Message Number**.
7. Select **OK** to send the message.  
In a short while the ICQ client should indicate a new message received.

8. Go to the **Inbox** and open the new **ICQ-Contacts** message.  
The message indicates that the new contact has been added and instructs you to add the contact to the **Phone Book** with the designated number,



Or,

If the contact's authorization is required, you are sent a message stating, **ICQ: Your request to add ICQ# (Nickname) to your Contact List is pending their authorization.** You will be notified when they have authorized you. When the contact sends you their authorization, you receive a new message stating, **ICQ# (Nickname) accepted request and has been added.** Enter contact into **Phone Book** with number xxxxx. Preface name with "I".



## 10. Deleting a Contact

To delete a contact, follow these steps:

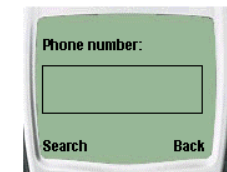
1. From the idle screen, navigate to the **Messages** menu.
2. Select **Write Message**.  
An empty message screen opens.



3. Enter the contact's ICQ number or nickname.
4. Select **Send** from the **Options** menu.  
The Phone number screen displays.



5. Select **Search**.  
The Phone Book content displays.



6. Select the **ICQ-Delete Phone Book** command.  
The Phone number screen redisplay with the **Delete Message Number**.
7. Select **OK** to send the message.  
In a short while the ICQ client should indicate a new message received.
8. Go to the **Inbox** and open the new **ICQ-Contacts** message.  
The message indicates that the new contact has been deleted and instructs you to delete the contact from the Phone Book.

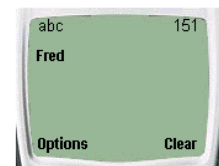
## 11. Blocking Messages from a Contact

If you want to block messages from a certain contact for the current ICQ for SMS session, you can do so. Follow these steps:

1. From the idle screen, navigate to the **Messages** menu.
2. Select **Write Message**.  
An empty message screen opens.



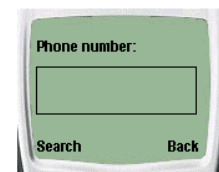
3. Enter the contact's ICQ number or nickname.



4. Select **Send** from the **Options** menu.  
The Phone Number screen displays.



5. Select **Search**.  
The Phone Book content displays.

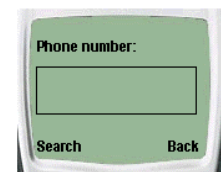
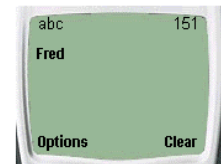


6. Select the **ICQ-Reject Phone Book** command.  
The Phone number screen redisplay with the **Contacts Message Number**.
7. Select **OK** to send the message.  
The message is sent.  
You do not receive messages sent by this user until you log out; log out automatically cancels the **Reject** command. The next time you login you can receive messages from this user.

## 12. Setting an Alert for a Contact

If you to be alerted whenever a certain contact logs on, Follow these steps:

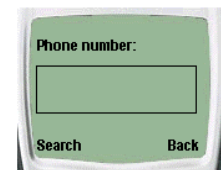
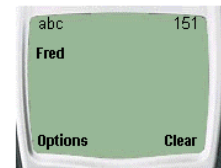
1. From the idle screen, navigate to the **Messages** menu.
2. Select **Write Message**.  
An empty message screen opens.
3. Enter the contact's ICQ number or nickname.
4. Select **Send** from the **Options** menu.  
The Phone Number screen displays.
5. Select **Search**.  
The Phone Book content displays.
6. Select the **ICQ-SetAlert Phone Book** command.  
The Phone number screen redisplay with the **SetAlert Message Number**.
7. Select **OK** to send the message.  
The message is sent.  
ICQ for SMS sends you a message alerting you to the contact going online.



## 13. Getting Contact Information

To view information on a contact, follow these steps:

1. From the idle screen, navigate to the **Messages** menu.
2. Select **Write Message**.  
An empty message screen opens.
3. Enter the contact's number or nickname.
4. Select **Send** from the **Options** menu.  
The Phone number screen displays.
5. Select **Search**.  
The Phone Book content displays.
6. Select the **ICQ-GetInfo Phone Book** command.  
The Phone number screen redisplay with the **GetInfo Message Number**.
7. Select **OK** to send the message.  
The message is sent.
8. Go to the **Inbox** and open the new message.  
The message contains the following user information (if available):
  - ICQ Number
  - Status
  - Dedicated number
  - Nickname
  - Full name
  - Authorization required
  - Email address




## 14. Sending and Receiving Instant Messages

### To compose and send a message to one of your Wireless List contacts:

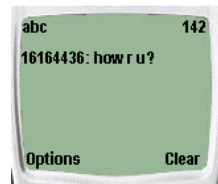
1. From the idle screen, navigate to the **Messages** menu.
2. Select **Write Message**.  
An empty message screen opens.



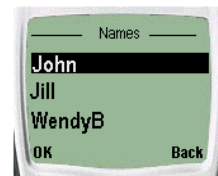
3. Initiate a new text message on your mobile phone.



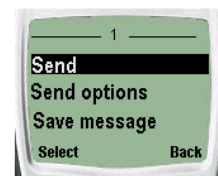
If you are sending a message to an Unlisted or a Non-Contact, you must write the message in the format  
ICQ#:text  
Select **Options** when done and then jump to step 5.



4. To send a message to a Wireless Contact List (Listed) contact, select **Send** and enter the contact's phone number.  
Or,  
To find out the contact number, select **Search** to view your Wireless Contact List.  
Select the contact name to display their phone number.  
Skip to step 8 to continue.



5. To send a message to a Non-Contact, select **Send** from the **Options** menu.  
The Phone Number screen displays.



6. Select **Search**.  
The Phone Book content displays.



7. Select the ICQ-Unlisted Phone Book command.  
The Phone number screen redisplay with the Unlisted Message Number.
8. Select OK to send the message.  
A Message Sent notice is displayed and then your text message is again displayed.  
If there was any delay or problem with the message delivery, for example, the contact was offline, ICQ for SMS sends you a message explaining why message delivery is delayed or not possible.



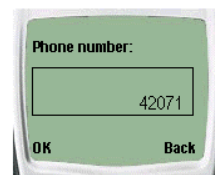
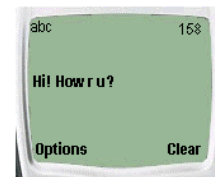
**To receive a message:**

1. When you receive an instant message, a special ring tone sounds and/or a message alert pops up on the phone.
2. Go to the Inbox and view the message.  
In addition to the message text, the contact's ICQ number, nickname and phone number are displayed.  
Messages from your Wireless Contact List (Listed) contacts or your desktop Contact List (Unlisted) contacts can be received, but not messages from non-contacts.



**To reply to a message:**

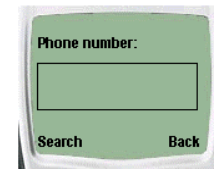
1. Select Reply from the **Options** menu.  
A blank screen or a screen displaying the message you received (depending on the phone type and available user options) opens.
2. Type your message.  
If you are replying to a message from a Wireless Contact List (Listed) contact, select Send.  
The Phone Number screen displays with the number of the contact automatically entered.  
To reply to a message from a contact that only appears on your desktop Contact List (Unlisted Contact), skip to step 4.



3. Select OK to send the message.  
A *Message Sent* notice is displayed and then your text message is again displayed.  
If there were any delay or problem with the message delivery, for example, the contact is offline, ICQ for SMS sends you a message explaining why message delivery is delayed or not possible.
4. If you're replying to a message from an Unlisted Contact, select *Send* from the **Options** menu.  
The *Phone Number* screen displays.



5. Select *Search*.  
The *Phone Book* content displays.



6. Select the *ICQ-Unlisted Phone Book* command.  
The *Phone number* screen redisplay with the *ICQ-Unlisted Message Number*.
7. Select *OK* to send the message.  
A *Message Sent* notice is displayed and then your text message is again displayed.  
If there was any delay or problem with the message delivery, for example, the contact was offline, ICQ for SMS sends you a message explaining why message delivery is delayed or not possible.

## 15. ICQ Settings

The ICQ Settings are sent to you the first time you login. However, you can always access this list of ICQ commands by following these steps:

1. From the idle screen, navigate to the **Messages** menu.
2. Select **Write Message**.  
An empty message screen opens.

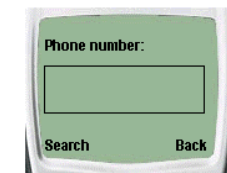


3. Initiate an empty text message, or (if the phone model requires) enter a space.

4. Select **Send** from the **Options** menu.  
The Phone Number screen displays.

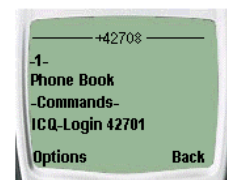


5. Select **Search**.  
The Phone Book content displays.



6. Select the **ICQ-Settings Phone Book** command.  
The Phone Number screen redisplay with the **Settings Message Number**.
7. Select **OK** to send the message.  
The message is sent.  
After a short while the ICQ client should indicate one or more new messages received.

8. Go to the **Inbox** and open the message(s).  
The ICQ Settings commands are displayed.



## 16. Getting Help on a Command

To get information on a particular ICQ command, follow these steps:

1. From the idle screen, navigate to the **Messages** menu.
2. Select **Write Message**.  
An empty message screen opens.

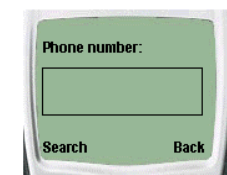


3. Enter the "?" symbol in a text message on your mobile phone.

4. Select **Send** from the **Options** menu.  
The Phone Number screen displays.



5. Select **Search**.  
The Phone Book content displays.



6. Select an ICQ command, for example **ICQ-Add**.  
The Phone Number screen redisplay with the ICQ command Message Number.
7. Select **OK** to send the message.  
The message is sent.  
After a short while the ICQ client should indicate a new message received.

8. Go to the **Inbox** and open the message(s).  
The ICQ Settings command's explanation is displayed.



# ICQ® License Agreement

January 1, 2002

\*\*\*\*\*

## IMPORTANT NOTICE

Any non-English text provided, whether during installation or registration, in any of the ICQ Services and Information dialogs, in any usage guide and help file, or in connection with the ICQ Terms of Service documents, is a translation of the original English text, and is provided to end users for convenience only. The translated text may be incomplete or inaccurate. ICQ Inc. does not warrant or guarantee the accuracy, correctness, or completeness of the translation. In the event of any inconsistency between the translated text and the original English text, the English text shall prevail. For an English version of the ICQ End User License Agreement and Terms of Service documents go to <http://www.icq.com/legal>.

Please note that the ICQ service is not for use by children under 13 years of age. If it comes to ICQ's attention through reliable means that a registered user is a child under 13 years of age, ICQ will cancel that user's account.

Also please note that the ICQ service and software, as with most Internet applications, is vulnerable to various security issues and hence should be considered unsecured. By using the ICQ service and software and the Internet in general, you may be subject to various risks, including among others:

- \* Exposure to objectionable material and/or parties, including without limitation, contaminated files.
- \* Unauthorized invasion of your privacy during, or as a result of, your use or another's use of the system.
- \* Spoofing, eavesdropping, sniffing, spamming, breaking passwords, harassment, fraud, forgery, "imposturing", electronic trespassing, tampering, hacking, nuking, system contamination including without limitation use of viruses, worms and Trojan horses causing unauthorized, damaging or harmful access and/or retrieval of information and data on your computer and other forms of activity that may even be considered unlawful.
- \* Unauthorized exposure of information and material you listed or sent, on or through the ICQ system to other users, the general public or any other specific entities for which the information and material was not intended by you.

If you do not wish to be subjected to these risks, you are advised not to use the ICQ service and software. Furthermore, please do not use the ICQ service and software for "Mission Critical" or "Content Sensitive" applications and purposes. For the purpose of this section "Mission Critical" applications and purposes shall mean applications and use that may result in damage; "Content Sensitive" shall mean any information or data you do not wish to be freely accessible and generally available to Internet users.

Please note that in each and every Internet application, the IP address of the sender is an integral part of the TCP/IP standard protocol of the Internet, and can be extracted by any party to the communication session using certain software and/or hardware. Also note that the IP privacy feature, designed to allow an ICQ user to reduce the exposure of his/her IP address on ICQ, is provided to you as a convenience only and does not guarantee a complete non-exposure of your IP address.

For the ICQ software's terms of service please review the following License Agreement, the ICQ Privacy Policy, the Acceptable Use Policy, Usage Notices, Tools Notices and any other terms of service document available on or through <http://www.icq.com/legal/>. Always check for the latest terms of service available on or through <http://www.icq.com/legal/>.

European Union ICQ users understand and consent to the processing of personal information in the United States.

\*\*\*\*\*

This software is being licensed to you by ICQ Inc. in A TIME LIMITED FREE BETA VERSION ONLY ("Software") and is provided on an "AS IS" basis, for your private personal use only. Please note that the ICQ Services and Information, as defined below, are NOT FOR USE BY CHILDREN UNDER 13 YEARS OF AGE. If it comes to ICQ Inc.'s attention through reliable means that a registered user is a child under 13 years of age, ICQ Inc. will cancel that user's account.

This agreement and the ICQ terms of service documents available on or through <http://www.icq.com/legal/>, including the ICQ Privacy Policy, the ICQ Acceptable Use Policy, the ICQ Usage Notices and any other applicable terms of service document available therein (together with this agreement referred to herein as "ICQ Terms of Service") shall apply to any use of any version of this Software and the ICQ Services and Information, as defined below. It is clarified that the applicable ICQ Terms of Service documents shall also apply to any use of any application, software or program created or made available by ICQ Inc. and to any use or distribution of any plugin for ICQ and any software application that relies on, is supported by, influences the functionality and user experience of, or utilizes, to any extent, directly or indirectly, for its operation, the ICQ Software, the ICQ network, system, Web site, servers, various directories and listings, various message and news boards, tools, information and databases or any part thereof (together with applications created or made available by ICQ Inc. referred to herein as "ICQ Applications"). In case of contradiction between a provision of the terms of use document dedicated solely to such ICQ Applications and any provision in this agreement or in any of the ICQ Terms of Service documents available on or through <http://www.icq.com/legal/>, the provision of the specific term of use document shall prevail, unless the provision in this agreement or in any of the ICQ Terms of Service documents reflects narrower responsibility on behalf of ICQ Inc. than the appropriate provision in the specific term of use document. Any reference made in this agreement to ICQ Inc. shall be deemed to have been made to ICQ Inc., its subsidiaries, successors, assignees, affiliates as well as any company that controls ICQ Inc., directly or indirectly, and any other subsidiary of that controlling company.

You agree not to (1) extract information from the ICQ Services and Information as defined below, reverse engineer, decompile, disassemble, alter, duplicate, make copies, create derivative works from, distribute or provide others with the ICQ software, the ICQ communications protocol or any information available on, derived or extracted from the ICQ Services and Information as defined below, or any part thereof; (2) connect, use, attempt to connect or use in any way the ICQ Services and Information, as defined below, for any commercial purpose and any other purpose that is not for your private personal use in good faith and as explicitly offered on the ICQ Web site. Additionally, you may not use this Software on more than one computer.

By accepting the terms of this license agreement you agree that ICQ Inc. is permitted to limit, deny, create different priorities to different users, update or cancel some or all of the functionality of this Software at any time, without prior notice. As part of this Software, ICQ Inc. is granting you limited access to the ICQ network, system, Web site, servers, ICQ Applications, various directories and listings, various message and news boards, tools, , information and databases, Commercial Activities related thereto or any part thereof (together with the ICQ software or any part thereof collectively referred to herein as the "ICQ Services and Information"). The ICQ Services and Information or any part thereof, may also be accessible by other software applications and may be published on the ICQ Web site, its servers, including various ICQ directories and listings. ICQ Inc. makes no warranties or guarantees as to the availability or reliability of the ICQ Services and Information to you or to any other user. The Software, the ICQ Services and Information functionality or any part thereof including without limitation, the access to the ICQ Services and Information granted to you or to any other user and/or the availability and functionality of any ICQ feature and function, including without limitation ICQ Applications developed by ICQ Inc. or by third parties, may be changed, updated, limited or terminated at any time, temporarily or permanently, without prior notice, for any reason or no reason by ICQ Inc. in its sole discretion ("Changes of Functionality"). ICQ Inc. may elect to, but is not obligated to, introduce or grant different grades of service and listings policies, different levels of access or no access at all and

different priorities to different users or to different functions, or to users of different versions of the Software and the ICQ Services and Information, or introduce new features in this or in future versions of the Software and the ICQ Services and Information that may cause functionality change, limitation or termination of the functionality of features in earlier versions still in use, including functionality changes in privacy and security features ("Grant of Different Services"), at any time without prior notice, at its sole discretion. You agree to bear the risks of and hold ICQ Inc. harmless for any and all effects that the Changes of Functionality and Grant of Different Services may have on your ability to use the Software and the ICQ Services and Information, in whole or in part, for communicating with third parties or their ability to communicate with you. ICQ Inc. may elect in its sole discretion to condition the continuation of access to the ICQ Services and Information, on your accepting software improvements, corrections, adaptations, conversions to more recent Software versions or any other changes to the ICQ Software, the ICQ Services and Information, the ICQ numbers or to a revised or new ICQ Terms of Service. ICQ Inc. may at any time cancel, change, hold, de-list, introduce different options and features to different users or refrain from publishing ICQ numbers or any other details of the users listed on the various ICQ directories and listings.

By using the Software, the ICQ Services and Information or any part thereof, you agree to and acknowledge the following: 1) The details you elected to post on the various ICQ directories, during the registration procedure or thereafter, including during use of the ICQ Services and Information, are generally available and freely accessible to Internet users and the public, unless explicitly stated otherwise; Any later addition to such details or any amendment thereto may not be immediately visible to all users (e.g. users who already have your account on their contact list will be required to press "Retrieve" in order to view the new or revised details or information you have entered); 2) Unless explicitly stated otherwise the information entered or posted, through the Software, through the Web or through the ICQ Services and Information, including without limitation, on the ICQ White Pages and other directories, during registration or thereafter, on the various ICQ message and news boards, the ICQ ActiveLists, as well as status indication and other user's parameters that can be found using the Software or the Web ("Public Information"), may be available to the public. Public Information shall not include information meant to be sent through the ICQ network to a specific ICQ User's Software, unless subsequently provided to ICQ Inc.; 3) Settings, technical and other information from your computer, such as your operating system, ICQ and browser versions, connectivity, various communication parameters and other information related to the operation and interaction of the ICQ Software and any other ICQ Application ("Parameters") may be collected by ICQ, Inc., subject to the provisions herein. Parameters are collected solely in order to provide you with, or access to, the ICQ Services and Information, subject to the provisions herein. 4) ICQ Inc. gathers information and usage patterns (including without limitation by using "cookies") related to your use of the Software, and the ICQ Services and Information ("Usage Patterns") - to better understand how our users, as a group, use the ICQ Services and Information and the various features thereof, as well as to help us fit offerings to you as an individual and to conduct market research; 5) Various data may be used for commercial purposes, including without limitation, for advertising, targeted advertising, marketing, co-registration to other services, promotional or any other activity ("Commercial Activities"), subject to the provisions herein; 6) ICQ Inc. may use, for Commercial Activities: (a) the Parameters, Public Information and Usage Patterns or any part thereof, combined or separately (the "Data"); (b) the Data or any part thereof, combined with publicly available information, or information provided by third parties; provided that if any information other than Public Information is being used by ICQ Inc. or disclosed to third parties for use by them in Commercial Activities, it will be done without user names, or if names are part of the disclosed information, (i) you have consented to such disclosing of your name or (ii) in the first time you are approached by ICQ Inc. or the third parties, you will be given the opportunity to request not to be further approached by them; 7) Notwithstanding anything herein, ICQ Inc. may offer you access to different services that are provided by a third party ("Partner") separately or together with ICQ Inc. ("Co-Branded Service"). Any information you choose to provide on any Co-Branded Service's Page or any other information derived from your usage of the Partner's services, may be used or disclosed by both ICQ Inc. and the Partner subject to their respective privacy policies. A Co-Branded Service Page is a page or form, which bears both ICQ and Partner's names, branding, graphics or anything else that may indicate that the page or the Co-Branded Service are offered by ICQ Inc. and provided by the Partner, separately or together with ICQ Inc.. Please make sure to read both Partner's and ICQ's privacy policies before entering or providing information to a Co-Branded Service Page. 8) You shall not use or rely on the ICQ Software, the various ICQ directories and listings, ICQ Web site, the ICQ Services and Information or any other program, information or service whatsoever related thereto for "Mission Critical" or "Content Sensitive" applications and use. For the purpose of this agreement "Mission

Critical" applications and use shall mean applications and use that may result in damage; "Content Sensitive" shall mean any information or data you do not wish to be freely accessible and generally available to Internet users.

Unless produced by ICQ Inc., the information you access or receive by using the ICQ Software, the ICQ Services and Information, the various ICQ directories and listings, or information sent to you by other users, is provided, by the users, and entered or posted by them, and is not reviewed, controlled, examined, verified or endorsed by ICQ Inc. in any way. By using the ICQ Software, and the ICQ Services and Information you agree to 1) Determine whether the information complies with your needs; 2) Ensure that you have adequate legal rights to store, reproduce or otherwise make use of information in the manner used by you; 3) Comply with any legal obligations, including but not limited to, obligations imposed by copyright, trade secrets, defamation, decency, privacy, security and export laws and any other applicable laws.

ICQ Inc. is not responsible for any information, including without limitation, online and offline messages and other forms of interpersonal communications available on or through the ICQ Services and Information, users' personal data, user posted Web site material, users' ICQ White Pages postings, submitted on or through the Software and the ICQ Services and Information or residing on the ICQ servers. ICQ Inc. may erase, remove, delete, delay, jam or alter such information without prior notice, for functional or any other reason.

The ICQ Services and Information contain features that may link you or provide you with certain reference and functionality to third parties' Web sites, directories, servers, networks, systems, information and databases, applications, software, programs, products or services ("Services"). These features are provided by ICQ Inc. only as a convenience. The Services are not reviewed, controlled or examined by ICQ Inc. in any way and ICQ Inc. is not responsible for the content of any such Services, or any link contained therein. The offering of these features does not imply endorsement of the Services by ICQ Inc. You are solely responsible for complying with the appropriate terms of services of these Services you chose to access using these features, as well as with any other obligation under copyright, trade secrets, defamation, decency, privacy, security and export laws and any other applicable laws. Any information you choose to provide on any third parties' Services or any other information derived from your usage of any third parties' Services, may be used or disclosed by both ICQ Inc. and the third parties subject to their respective privacy policies. In no event shall ICQ Inc. be liable to anyone for any damage arising from or occasioned by the creation or use of the third parties' Services or the information or material accessed through these Services. ICQ Inc. reserves the exclusive right and sole discretion to add, change, decline disable or remove, without notice, any feature, access or link to any of the Services from the ICQ Services and Information and/or to introduce different features, access or links to different users. In addition, ICQ Inc. does not endorse any service or product that may be offered by any third party that is advertising through the ICQ Services and Information.

The ICQ Services and Information contain functionalities and services that allow sending, delivering or receiving information between ICQ users and between ICQ users and non-ICQ users, which may be relayed or carried through public, Partners', third parties' or other networks, systems, servers, Web sites or applications (e.g. telephone and cellular networks, email servers etc.) ("Third Parties' Network"). The Third Parties' Networks are not controlled by ICQ Inc. in any way and ICQ Inc. shall not be responsible for the performance, availability, functionality, quality or reliability of any of the Third Parties' Networks or the information sent, delivered, relayed, carried or received through the Third Parties' Networks. Notwithstanding anything herein, ICQ Inc. does not warrant or guarantee that the information sent, relayed, carried or delivered through these Third Parties' Networks will reach its destination or its correct address or recipient or that the details of the recipient or sender are correct or accurate.

ICQ Inc. does not want to receive any confidential, secret or proprietary information and material from you through the ICQ Web site, ICQ Inc.'s mail and e-mail addresses, the ICQ Services and Information or in any other way. ANY INFORMATION OR MATERIAL SUBMITTED OR SENT TO ICQ INC., EXCLUDING PRIVATE COMMUNICATIONS BETWEEN A USER AND OTHER USERS THAT ARE NOT SUBSEQUENTLY MADE AVAILABLE TO ICQ INC. WILL BE DEEMED NOT TO BE CONFIDENTIAL OR SECRET. By submitting or sending documents, information or other material ("Material") to ICQ Inc. or by posting information entered on the various ICQ directories and tools and messages on the ICQ message boards you (1) warrant that you have no rights of any kind to the Material; that to the best of your knowledge

no other party has any rights to the Material; (2) grant ICQ Inc. an unrestricted, perpetual, irrevocable license to use, reproduce, display, perform, adapt, modify, transmit and distribute the Material in all media, and you further agree that ICQ Inc. is free to use any ideas, know-how, concepts, techniques or other materials you send us for any purpose.

THE ICQ SERVICES AND INFORMATION AND THE VARIOUS ICQ DIRECTORIES, LISTINGS AND DATABASES INFORMATION IS PROVIDED ON AN "AS IS, AS AVAILABLE" BASIS.

ICQ INC. MAKES NO AND HEREBY SPECIFICALLY DISCLAIMS ALL WARRANTIES, EXPRESS OR IMPLIED, INCLUDING, WITHOUT LIMITATION, THOSE OF MERCHANTABILITY, NON INFRINGEMENT AND FITNESS FOR A PARTICULAR PURPOSE, WITH RESPECT TO THE ICQ SOFTWARE, THE ICQ SERVICES AND INFORMATION, THE ICQ NETWORK SERVERS' SOFTWARE OR ANY KIND OF INFORMATION SENT, DELIVERED OR RECEIVED BY USERS ON OR THROUGH THE ICQ SOFTWARE, SERVERS' SOFTWARE, THE WEB SITE, THE ICQ SERVICES AND INFORMATION OR THE VARIOUS ICQ DIRECTORIES AND LISTINGS, UNLESS SUCH WARRANTIES ARE LEGALLY INCAPABLE OF EXCLUSION. ICQ INC. DOES NOT WARRANT, GUARANTEE OR MAKE ANY REPRESENTATIONS REGARDING THE USE OR THE RESULTS OF THE USE OF THE ICQ SOFTWARE, THE ICQ SERVICES AND INFORMATION, THE SERVICE AND THE ACCESS TO THE SERVERS, OR THE INFORMATION PROVIDED BY THE VARIOUS ICQ DIRECTORIES, LISTINGS AND DATABASES IN TERMS OF THE ACCURACY, RELIABILITY, QUALITY, VALIDITY, STABILITY, COMPLETENESS, CURRENTNESS, OR OTHERWISE OF THEIR CONTENTS OR PRODUCTS, UNLESS SUCH WARRANTIES ARE LEGALLY INCAPABLE OF EXCLUSION. THE ENTIRE RISK AS TO THE RESULTS AND PERFORMANCE OF THE SOFTWARE, THE ICQ SERVICES AND INFORMATION AND ACCESS TO THE SERVERS OR THE VARIOUS ICQ DIRECTORIES AND LISTINGS DATA, IS ASSUMED BY YOU.

ICQ Inc. does not warrant or guarantee that the ICQ Services and Information and the functions or services performed by ICQ Inc. will be uninterrupted or error-free or that defects in the Software and the ICQ Services and Information will be corrected. ICQ Inc. does not warrant or guarantee that all Software versions shall be provided with similar grades and level of service, features, functionality and the ability to use, the Software or the ICQ Services and information. ICQ Inc. does not warrant or guarantee 1) that any program or information will be free of infection by viruses, worms, Trojan horses or anything else manifesting contaminating or destructive properties; 2) that the information available on or through the ICQ Services and Information will not contain adult-oriented material, or material which some individuals may deem objectionable; or 3) that the functions or services performed by ICQ Inc. will be uninterrupted or error-free or that defects in the Software and the ICQ Services and Information will be corrected. You are solely responsible to isolate software and information, execute anti-contamination software and otherwise take steps to ensure that software or information, if contaminated or infected, will not damage your information or system.

You acknowledge that you are aware of security and privacy limitations including but not restricted to (1) the limitation of security, privacy and authentication measures and features in the ICQ Services and Information; (2) that data and information on the ICQ Services and Information may be subject to eavesdropping, sniffing, spoofing, forgery, spamming, "imposturing", tampering, breaking passwords, harassment, fraud, electronic trespassing, hacking, nuking, system contamination including without limitation, viruses, worms, Trojan horses, causing unauthorized, damaging or harmful access and/or retrieval of information and data on your computer or other security or privacy hazards or may not reach its destination or reach an erroneous address or recipient; (3) that the security and privacy features available on the ICQ Services and Information, including the IP privacy feature designed to allow an ICQ user to reduce the exposure of his/her IP address on ICQ, are provided to you as a convenience only and may not operate according to their description or may not operate at all; (4) that by activating the "ICQ Web Front" feature and/or the ICQ ActiveList server software, you may provide third parties with certain limited remote access to certain files on your computer. Activating these features increases the risk that third parties will be able to tamper with your computer.

ICQ Inc. is not responsible for any special, incidental, indirect or consequential damages. In no event will ICQ Inc.'s liability with respect to this license agreement exceed the amount you paid (if you paid) to ICQ Inc. for the Software or of the charge of one-month fee for using the servers' service. In no event shall ICQ Inc. be

liable to anyone for any delays, inaccuracies, errors or omissions with respect to the information or the transmission or delivery of all or any part thereof, for any damage arising therefrom or occasioned thereby, or for the results obtained from the use of the information. ICQ Inc. will not be responsible if any information infects or contaminates a user's system or information. The entire risk as to the quality and performance of ICQ Inc.'s service, the ICQ Software and the ICQ Services and Information and the accuracy, adequacy, completeness, correctness, validity and quality thereof or of any other information is with the user.

For convenience purposes this Software may have been provided to you on a free CD-ROM, or otherwise bundled with other equipment, products or services. You acknowledge that no payment was made by you for the CD-ROM, and if payments were made, they are made for the products and services and not for the CD-ROM and Software.

IN NO EVENT WILL ICQ INC. BE LIABLE TO ANY PARTY (i) FOR ANY INDIRECT, SPECIAL, PUNITIVE, INCIDENTAL OR CONSEQUENTIAL DAMAGES (INCLUDING, BUT NOT LIMITED TO, DAMAGES FOR LOSS OF BUSINESS PROFITS, BUSINESS INTERRUPTION, LOSS OF PROGRAMS OR INFORMATION, AND THE LIKE), OR ANY OTHER DAMAGES ARISING IN ANY WAY OUT OF THE AVAILABILITY, USE, RELIANCE ON, OR INABILITY TO USE THE ICQ SOFTWARE, THE ICQ NETWORK, THE ICQ SERVICES AND INFORMATION, VARIOUS DIRECTORIES AND LISTINGS OR ANY OTHER 'INFORMATION', EVEN IF ICQ INC. SHALL HAVE BEEN ADVISED OF THE POSSIBILITY OF SUCH DAMAGES, AND REGARDLESS OF THE FORM OF ACTION, WHETHER IN CONTRACT, TORT, OR OTHERWISE; OR (ii) FOR ANY CLAIM ATTRIBUTABLE TO ERRORS, OMISSIONS, OR OTHER INACCURACIES IN, OR DESTRUCTIVE PROPERTIES OF ANY INFORMATION. BECAUSE SOME STATES OR JURISDICTIONS DO NOT ALLOW THE EXCLUSION OR THE LIMITATION OF LIABILITY FOR CONSEQUENTIAL OR INCIDENTAL DAMAGES, IN SUCH STATES OR JURISDICTIONS, ICQ INC.'S LIABILITY SHALL BE LIMITED TO THE EXTENT PERMITTED BY LAW.

By using any link or bookmark in this Software that will lead you to ICQ's Web site (at [www.icq.com](http://www.icq.com)) or by entering the ICQ Web sites, you acknowledge and agree to the terms of service of these sites, available on or through <http://www.icq.com/legal/>.

Please note that by using the Software and/or any of the ICQ Services and Information, you acknowledge that you are bound by and subject to the provisions of the ICQ Terms of Service available on or through <http://www.icq.com/legal/>. In case of contradiction between any provision of the license agreement and any provision in any of the ICQ Terms of Service documents, the provision of the license agreement shall prevail, unless the provision in the ICQ Terms of Service document reflects narrower responsibility on behalf of ICQ Inc. than the appropriate provision in the license agreement.

You agree that this agreement is not intended to confer and does not confer any rights or remedies upon any person other than the parties to this agreement. You also understand and agree that the ICQ Terms of Service, including ICQ Inc.'s enforcement of those policies, are not intended to confer, and do not confer, any rights or remedies upon any person other than ICQ Inc..

If any part of this agreement is held invalid or unenforceable, that portion shall be construed in a manner consistent with applicable law to reflect, as nearly as possible, the original intentions of the parties, and the remaining portions shall remain in full force and effect.

ICQ Inc. may transfer, assign sublicense or pledge in any manner whatsoever, any of its rights and obligations under this agreement to a subsidiary, affiliate successor thereof or to any third party whatsoever, without notifying you or receiving your consent. You shall not transfer, assign, delegate, sublicense nor pledge in any manner whatsoever, any of your rights or obligations under this agreement. For example, and without any limitation, you shall not transfer, assign, sell or offer for sale ICQ numbers, nor purchase or receive such ICQ numbers from any third party.

ICQ Inc. may change, from time to time, the ICQ Terms of Service with or without a release of a new version of the ICQ Software. By continuing to use the Software and/or the ICQ Services and Information, for a period of 30 days after a notice of such change has been provided on the ICQ network or Web site for the first time, you signify your consent to the new or revised set of the ICQ Terms of Service. Subject to the foregoing, you further agree to be bound by the provisions of the license agreement available on the ICQ Web site at <http://www.icq.com/legal/>, if such license is marked with a more recent date than that on the license agreement that accompanies your Software.

You acknowledge that the various notes, notices and warnings available on the Software and the ICQ Services and Information, are provided as a convenience only. The inclusion of such notes does not constitute an obligation on ICQ Inc. to provide such notes, notices and warnings in other places or features of the Software and the ICQ Services and Information.

If you are a citizen of the USA, then the laws of the Commonwealth of Virginia, excluding its conflicts-of-law rules, shall govern this agreement. Please note that your use of the Software as well as the ICQ Services and Information may be subject to other local, state, national, and international laws. You expressly agree that exclusive jurisdiction for any claim or dispute with ICQ Inc. or relating in any way to your use of the ICQ Software and the ICQ Services and Information resides in the courts of Virginia and you further agree and expressly consent to the exercise of personal jurisdiction in the courts of Virginia in connection with any such dispute including any claim involving ICQ Inc. or its affiliates, subsidiaries, employees, contractors, officers, directors, telecommunication providers and content providers.

If you are not a citizen of the USA, then the laws of the State of Israel, excluding its conflicts-of-law rules, shall govern this agreement. Please note that your use of the Software as well as the ICQ Services and Information may be subject to other local, state, national, and international laws. You expressly agree that exclusive jurisdiction for any claim or dispute with ICQ Inc. or relating in any way to your use of the ICQ Software and the ICQ Services and Information resides in the courts of Tel Aviv and you further agree and expressly consent to the exercise of personal jurisdiction in the courts of Tel Aviv in connection with any such dispute including any claim involving ICQ Inc. or its affiliates, subsidiaries, employees, contractors, officers, directors, telecommunication providers and content providers. The above assurance and commitment as well as all warranties, representations, indemnity clauses and restrictions contained in this agreement and in the ICQ Terms of Service, shall survive termination of this agreement.

You agree to abide by U.S. and other applicable export control laws and not to export, re-export or otherwise transfer, by electronic transmission or otherwise, any content or software subject to restrictions under such laws to a national destination prohibited under such laws or to any person to whom exports, re-exports or transfers are prohibited under such laws, without first obtaining, and then complying with, any requisite government authorization. You further agree not to upload to ICQ Inc. any data or software that cannot be exported without prior written government authorization, including, but not limited to, certain types of encryption software.

\*\*\*\*\*

<sup>1</sup> A cookie is a file transferred to your computer that records certain technical information about your preferences and/or Usage Patterns with respect to a particular Web site. You can set your browser to notify you when a cookie is sent to your computer and you may refuse to accept any cookie. However, please note that should you decide not to accept a cookie sent from the ICQ Services and Information, it may impact your ability to fully enjoy the ICQ Services and Information or any feature thereof. For more information about cookies, including some information on how to disable them you may go to <http://www.cookiecentral.com/>.

Copyright (c) 1996 - 2002 ICQ Inc. ALL RIGHTS RESERVED.